

# GP Easy

## Cordless Obturator

### Features :

- Wireless Obturation Device
- Heating & Vibrating combined Mode
- Perfect filling of GP Vertical compaction
- Excellent in 3D root canal filling
- Condensed gutta-percha to full obturation
- Easy & Quick obturation as expected filling
- Compact design for Easy Handling and Operating



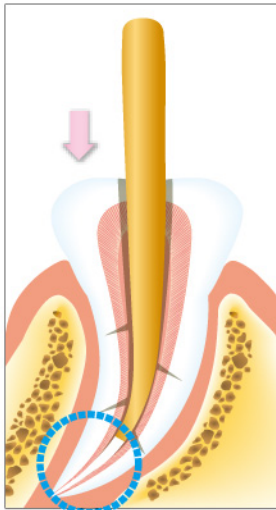
CE  
0120

**APOZA**

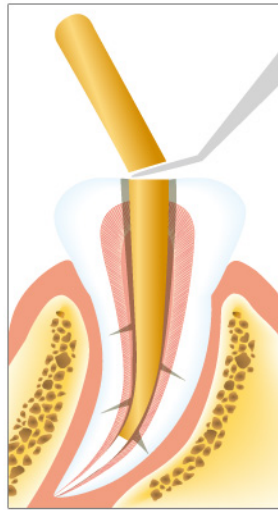
# GP Easy *Obturator*



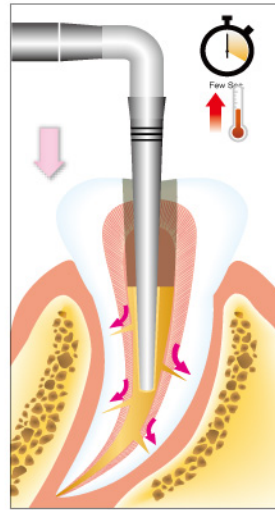
The GP Easy obturation device is a pen type, cordless device for heating and compacting gutta-percha or other filling material in root canal obturation. The melting with vibrating function provides easy way to fill all vacant space including curve root canal of obturation. This device is a smart design for vertical condensation with easy pressing to control process during the treatment. One melting tip and one cutting tip are packed with the unit; different sizes of melting tips are optional for additional purchase.



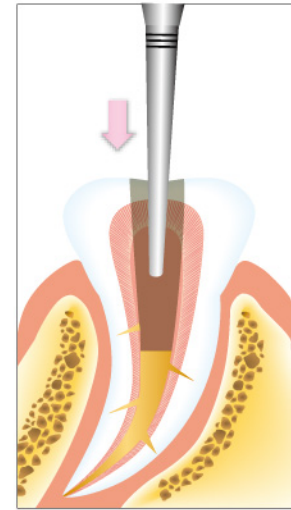
1. Insert gutta-percha with sealant on its top to adhere the bottom of root canal.



2. Cut off the excess gutta-percha with cutting tip.




3. Pressing "Start Button" to melt the gutta-percha, insert melting tip to the bottom of root canal few seconds for heating and vibrating.




4. Release "Start Button" to stop heating. Wait for few seconds for the melted gutta-percha getting harder. Keep pressing "Start Button" again for 2 seconds, then draw out the melting Tip gently.

## ■ For Cutting



Tip #1-GP Easy

## ■ For Melting



Tip #4-GP Easy

## A. Specification

Input Voltage	: AC 100V / 240V, 50 / 60Hz
Input Currency	: 400 mA
Dimension	: W80 x H52.5 x D226.5 mm (base) W30 x H28.0 x D154.0 mm (handpiece)
Weight	: 174g (base) 101g (handpiece)

## B. Standard Packaging

Handpiece	x 1
Charging frame	x 1
Tip	x 2 (1 for cutting; 1 for melting)
Switch Power Supply	x 1
Disinfection Box	x 1
Battery	x 1

**APOZA**  
ENTERPRISE CO., LTD.